


---

## AutoCAD Crack Activator


# Download





File was found and ready to download!  
UPDATED 14 HOURS AGO

Fastest Source: [usenet.nl](#)

Click the **download** button and select one of the found **cloud** sources.

6.4  2866 VIEWS

[Download](#)   SECURE SCANNED

You need to [log in](#) before you can post comments.

[Navigation](#) [Registration](#) [FAQ](#)

**Versions AutoCAD** - An early release of AutoCAD in 1984. Among the early features was that the completed drawing could be printed directly from the program, without requiring the use of a PostScript printer. **AutoCAD LT** - Introduced in 1994, AutoCAD LT is a limited subset of AutoCAD that provides 2D drafting capabilities, such as simple

---

line and arc drawing and basic block insertion. It features only a limited set of tools for 2D drafting, and provides no support for 3D modelling or CAD drafter tools like xrefs, profiles, or swatches. Instead, users will need to use commercial CAD programs such as AutoCAD Premier or Revit to produce 3D drawings. AutoCAD LT is a basic subset of AutoCAD, and is used primarily as a drafting program.

---

AutoCAD LT includes the core drafting tools (block insertion, line, and arc), which can be used to create simple 2D drawings. The drafting tools of AutoCAD are more powerful than those of AutoCAD LT, and AutoCAD LT does not provide any support for 3D modelling. AutoCAD 2017.5 - AutoCAD 2017.5 was released in October 2016. Among the changes is the ability to add pictures to drawings, as well as to create

---

variable block parameters. AutoCAD 2018 - AutoCAD 2018 was released in December 2017. It has many new features including Variable Block Parameters, Create Scanned Text, AutoScale, and Automerge.

AutoCAD 2019 - AutoCAD 2019 was released in December 2018.

Among the new features are Arc History, Affine Transformation, Live AutoCAD, and AutoSplit. Additional Features: Model Browser: Provides

---

the ability to create and edit 2D and 3D objects, such as architectural and mechanical design drawings, elevations, and sections. Revit: The Revit application for 2D drafting allows users to create 2D drawings from Revit models. The Revit application for 2D drafting allows users to create 2D drawings from Revit models. 3D Modeling: The 3D Modeling application provides the ability to create geometry in 3D and

---

import, edit, and publish 3D content.  
The 3D Modeling application  
provides the ability to create  
geometry in 3D and import, edit, and  
publish 3D content. DWG Viewer:  
Allows users to

AutoCAD Registration Code (2022)

The most prominent AutoCAD Serial  
Key feature is the ability to draw and  
edit shapes and other geometric

---

objects in the 2D environment of an application. Design geometry can be composed of various components such as simple shapes, assemblies, and compound objects. Custom shapes can be created or existing shapes can be automatically modeled using predefined templates or one can be manually manipulated. The graphically-based working environment allows the creation, viewing, editing, modifying, and



---

saving of working drawings. It can be used for creating, modifying, and editing simple drawings and more complex drawings by way of layers, guides, and other features. It can save drawings in DWG format, portable bitmap format, and in native RIB format. The parametric modeling environment allows the creation of mechanical engineering products using the Bezier, NURBS, and other parametric model types. These

---

parameters can be controlled or bound to physical properties of the product, such as material, thickness, geometry, and deformation. CAD drawings can be converted into parametric models using the AutoCAD Design Review tool. Parametric models allow the creation of 3D solid modeling, and can have parametric constraints that constrain a specific value for a parameter for a specific geometry. Windows-based

---

applications: Several Windows-based AutoCAD applications are available for Windows 7 and Windows 8:  
AutoCAD 2014 AutoCAD 2015  
AutoCAD Architecture AutoCAD  
Civil 3D (as well as Autodesk Civil  
3D 2013) AutoCAD Electrical  
AutoCAD 2015 Sp1 AutoCAD  
Mechanical AutoCAD MPR  
AutoCAD MEP AutoCAD LT  
AutoCAD Student AutoCAD 360  
AutoCAD 360 Suite AutoCAD 360

---

Architecture AutoCAD 360

Mechanical AutoCAD 360 Electrical

AutoCAD 360 Welding AutoCAD

Composer AutoCAD Construction

AutoCAD Inspire AutoCAD 360

Audio (as well as AutoCAD 360

Audio Suite) AutoCAD 360

Animation (as well as AutoCAD 360

Animation Suite) AutoCAD 360

Collaboration (as well as AutoCAD

360 Collaboration Suite) AutoCAD

360 Manufacturing AutoCAD 360

---

Project AutoCAD 360 Robotics (as well as AutoCAD 360 Robotics Suite) AutoCAD 360 Structural Design AutoCAD 360 Workgroup (as well as AutoCAD 360 Workgroup Suite) AutoCAD 5b5f913d15

From the file menu go to "Open..." and then "Open a new window" or on the taskbar icon go to "Ctrl+N". The following window will open :

![autocad open]( Enter "1620" and click OK button. ![autocad open](  
Now copy the serial number and paste in "1620" field. ![autocad open](  
Click on "Generate" button. ![autocad open](  
Now open

---

"1620.reg" file. ![autocad open](  
Copy the registration code and paste  
it into the "reg" field. ![autocad  
open]( Click on "Apply" button.  
![autocad open]( Click on "Modify"  
button, a warning dialog will appear.  
![autocad open]( Now click on OK  
button. ![autocad open]( Now click  
on "reg" button and double click on  
"1620.reg" and enter the password

What's New in the?

---

For example, suppose you have a pdf showing a line that is supposed to be deleted. Just import the pdf into your drawing and modify the line to delete it. (You could also use the line annotation feature to mark a line as not to be deleted.) In AutoCAD, you can mark up a PDF in two ways: – Or – You can import the PDF into the drawing and then use the Markup Assist feature to add changes.



---

AutoCAD will automatically apply those changes to your drawing. You can add feedback on a drawing created from your PDF. The new Markup Import command lets you import a file from any of the following places: – PDF – Portable Document Format (PDF) – Microsoft Word (.doc or.docx) – Adobe Illustrator (.ai or.eps) In other words, you can import any drawing from any other type of drawing, like

---

Adobe Photoshop or AutoCAD itself. So now, you can use your hand drawing skills to correct a drawing or create a PDF, and then quickly import the new drawing into your AutoCAD drawing. Markup Assist helps you to correct and add feedback to drawings more easily. You can import feedback from a paper layout or PDF and then make modifications to the drawing. Changes are applied automatically to

---

the drawing. Automatically invert selected/deselected objects: You can use this new command to automatically invert selected objects without a separate reverse command. To use this feature, press Alt+Q. (The Q key is the one to the left of the 2 key on your keyboard.) Right-click one of the selected objects and choose Reverse. You can still reverse objects using the conventional Reverse command. Reverse

---

commands now use a different interface and may be faster when reversing objects. **Copy Attributes from One Drawing to Another:** You can now select an object or a group of objects and copy the attribute values from one drawing to another. (The resulting drawing uses the same attribute value as the drawing that is copied from.) For example, you can copy the selected block's attributes to the resulting block. You can then

---

change the color of the block, the linetype, the lineweight, and so on, and update the attributes of the resulting drawing. You can also copy a multiline drawing to a new block.

---

**System Requirements For AutoCAD:**

Supported operating systems:

Release date: Date of purchase:

Which languages? English

Simplified Chinese Korean French

Brazilian Portuguese Spanish Czech

German Polish Portuguese Russian

Danish Romanian Hebrew Italian

Dutch Finnish Hungarian

</wp-content/uploads/2022/06/AutoCAD-5.pdf>

<https://toalupergacarnaist.wixsite.com/robuterfulb::robuterfulb:5wOTpHc083:toalupergacarnaistanat@hotmail.com/post/autocad-with-product-key-x64-2022>

<https://elstruplaug.dk/wp-content/uploads/AutoCAD-4.pdf>

---

<http://referendum.pl/2022/06/07/autocad-2018-22-0-crack-activation-code-with-keygen-pc-windows/>  
<https://memperthuntcontpat.wixsite.com/taphivepo/post/autocad-23-0-free-download>  
<https://wakelet.com/wake/PjvsKhY9AljoCwFTZinUP>  
<https://www.dripworld.com/wp-content/uploads/2022/06/darlele.pdf>  
<https://squakefishing.com/advert/autocad-crack-free-download-mac-win/>  
<https://thoitranghalo.com/2022/06/07/autocad-23-0/>  
<http://geniyarts.de/?p=2501>  
<https://santoshkpandey.com/wp-content/uploads/2022/06/AutoCAD-6.pdf>  
<https://vpn-easy.com/wp-content/uploads/2022/06/AutoCAD-7.pdf>  
[https://medcoi.com/network/upload/files/2022/06/Cyd4p9OwnW8ykrWQzCS5\\_07\\_635e40e94d13987e5a8423d4171fcc37\\_file.pdf](https://medcoi.com/network/upload/files/2022/06/Cyd4p9OwnW8ykrWQzCS5_07_635e40e94d13987e5a8423d4171fcc37_file.pdf)  
<https://bestasmrever.com/wp-content/uploads/2022/06/abduber.pdf>  
[https://www.sertani.com/upload/files/2022/06/SMWnCezgMIWps4HYajYJ\\_07\\_5c85ea97c0272a0d53542d5f44442c18\\_file.pdf](https://www.sertani.com/upload/files/2022/06/SMWnCezgMIWps4HYajYJ_07_5c85ea97c0272a0d53542d5f44442c18_file.pdf)  
<http://wwlovers.store/?p=33686>  
<https://www.eeimi.com/wp-content/uploads/2022/06/1654601784-8fdcd5c0b5d9609.pdf>  
<https://conbluetooth.net/autocad-crack-free-april-2022/>  
[https://ipayif.com/upload/files/2022/06/cMcMsjzz3vr4LoWDluUs\\_07\\_5c85ea97c0272a0d53542d5f44442c18\\_file.pdf](https://ipayif.com/upload/files/2022/06/cMcMsjzz3vr4LoWDluUs_07_5c85ea97c0272a0d53542d5f44442c18_file.pdf)  
<http://studiolegalefiorucci.it/?p=1677>